

PRODUCT DATASHEET

ENDURA Style UpDown Deco II 11W Dark Gray

ENDURA® STYLE UPDOWN DECO | Wall luminaire with narrow beam angle



Areas of application

- Outdoor use (IP44)
- Building facades
- Entrance lighting
- Patios, balconies

Product benefits

- Easy and quick installation
- Energy-efficient thanks to LED technology

Product features

- Narrow, clear-cut beam angle
- Die-cast aluminum housing
- Single or double light outlet



TECHNICAL DATA

Electrical data

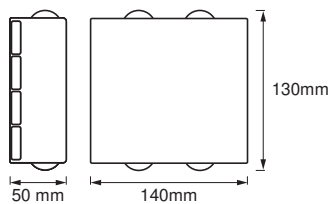
| | |
|---|-------------------------------|
| Nominal wattage | 10.50 W |
| Nominal voltage | 220...240 V |
| Mains frequency | 50...60 Hz |
| Nominal current | 54.000 mA |
| Inrush current | 4.5 A |
| Max. number of luminaires per miniature circuit breaker B16 | 120 |
| Max. number of luminaires per miniature circuit breaker C10 | 150 |
| Max. number of luminaires per miniature circuit breaker C16 | 240 |
| Power factor λ | > 0.5 |
| Total harmonic distortion | $\leq 20 \%$ |
| Protection class | I |
| Operating mode | Electronic control gear (ECG) |

Photometrical data

| | |
|--|------------|
| Luminous flux | 550 lm |
| Total luminous flux of contained light sources | 940 lm |
| Luminous efficacy | 50 lm/W |
| Color temperature | 3000 K |
| Light color (designation) | Warm White |
| Color rendering index Ra | ≥ 80 |
| Standard deviation of color matching | < 6 sdcn |
| Flickering metric (Pst LM) | <5 |
| Stroboscope effect metric (SVM) | - |
| Photobiological safety group acc. to EN62778 | RG1 |
| Photobiological safety group acc. to EN62471 | RG0 |
| Beam angle | 55 ° |

Dimensions & Weight

| | |
|----------------|-----------|
| Length | 50.00 mm |
| Width | 140.00 mm |
| Height | 130.00 mm |
| Product weight | 650.00 g |



ENDURA STYLE UPDOWN DECO II
11W DG

Materials & Colors

| | |
|-----------------|-------------------------------|
| Product color | Dark gray |
| Housing color | Dark gray |
| Body material | Aluminum |
| Cover material | Polymethylmethacrylate (PMMA) |
| Mercury content | 0.0 mg |

Application & Mounting

| | |
|--|----------------|
| Ambient temperature range | -20...+40 °C |
| Temperature range at storage | -30...+70 °C |
| Type of connection | Screw terminal |
| Type of protection | IP44 |
| Protection class IK (shock resistance) | IK03 |
| Dimmable | No |
| Mounting type | Surface |
| Mounting location | Wall |
| Application environment | Outdoor |
| With light source | Yes |

Lifespan

| | |
|----------------------------|-----------------------|
| Lifespan L70/B50 at 25 °C | 30000 h ¹⁾ |
| Number of switching cycles | 100000 |

1) t[h]: L70 / B50 @ 25 °C (Ta), t[h]: L80 / B10 @ 25 °C (Ta), t[h]: L90 / B10 @ 25 °C (Ta)

Emergency lighting

| | |
|--|----------------|
| Type of emergency light operation | Non-maintained |
| Luminous flux in maintained operation mode | - |
| Luminous flux in emergency operation mode | - |

Certificates & Standards

| | |
|--|-----------------|
| Standards | CE / EAC / UKCA |
| Luminaire with limited surface temperature, "D sign" | No |
| Replaceable light source (EPREL) | Not replaceable |

Additional product data

| | |
|-----------------------|-------|
| Number of illuminants | empty |
|-----------------------|-------|





EQUIPMENT / ACCESSORIES

- Complete mounting and connecting accessories included

Safety advice

- All electrical connections must be made by a qualified person.
- Caution, risk of electric shock.
- Product in protection class I. All electrically conductive, metallic housing parts that can absorb voltage during operation or during maintenance in the event of a fault must be continuously connected to the protective earthing conductor.

DOWNLOAD DATA

| Documents and certificates | | Document name |
|--|--|------------------------------|
|  | User instruction / safety instructions | ENDURA STYLE UPDOWN DECO |
|  | Legal information | Legal insert |
|  | Declarations of conformity | ENDURA STYLE MIDI and UPDOWN |
|  | Declarations of conformity UKCA | Fixed LUM |

LOGISTICAL DATA

| Product code | Packaging unit (Pieces/Unit) | Dimensions (length x width x height) | Gross weight | Volume |
|---------------|------------------------------|--------------------------------------|--------------|-----------------------|
| 4058075205543 | Folding box 1 | 64 mm x 154 mm x 145 mm | 679.00 g | 1.43 dm ³ |
| 4058075205550 | Shipping box 6 | 325 mm x 208 mm x 160 mm | 4202.00 g | 10.82 dm ³ |

The mentioned product code describes the smallest quantity unit which can be ordered. One shipping unit can contain one or more single products. When placing an order, for the quantity please enter single or multiples of a shipping unit.

DISCLAIMER

Subject to change without notice. Errors and omission excepted. Always make sure to use the most recent release.