

PRODUCT DATASHEET

LED Click White Round 200mm 16W

LED CLICK White | LED wall and ceiling luminaire with wall switch controllable light segments



Areas of application

- Indoor applications
- Decorative domestic lighting

Product benefits

- Bright panel, uniformly lit with warm white light
- Separately controllable light segments by repeatedly pressing the wall switch
- Easy operation
- Clean design, allows for an easy combination with various room styles

Product features

- Wall and ceiling luminaire
- Two separate light segments
- Available in round and square form



TECHNICAL DATA

Electrical data

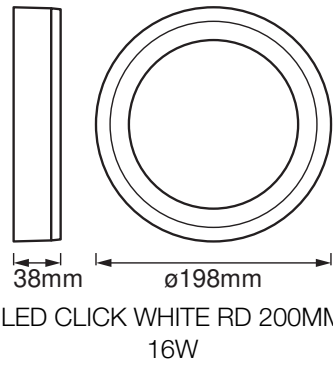
Nominal wattage	16.00 W
Nominal voltage	220...240 V
Mains frequency	50...60 Hz
Nominal current	70.000 mA
Inrush current	17.6 A
Max. number of luminaires per miniature circuit breaker C10	-
Power factor λ	> 0.90
Protection class	II
Operating mode	Mains voltage

Photometrical data

Luminous flux	750 lm
Total luminous flux of contained light sources	1350 lm
Luminous efficacy	47 lm/W
Color temperature	3000 K
Light color (designation)	Warm White
Color rendering index Ra	≥80
Standard deviation of color matching	≤6 sdcn
Photobiological safety group acc. to EN62778	RG1
Photobiological safety group acc. to EN62471	RG1
Beam angle	110 °

Dimensions & Weight

Diameter	198.00 mm
Height	38.00 mm
Product weight	620.00 g



Materials & Colors

Product color	White
Housing color	White
Body material	Aluminum
Cover material	Polymethylmethacrylate (PMMA)
Light emitting surface material	Plastic
Mercury content	0.0 mg

Application & Mounting

Ambient temperature range	-20...+35 °C
Temperature range at storage	-30...+70 °C
Type of connection	Screw terminal
Type of protection	IP20
Dimmable	No
Mounting type	Surface
Mounting location	Ceiling / Wall
Application environment	Indoor
With light source	Yes

Lifespan

Lifespan L70/B50 at 25 °C	25000 h ¹⁾
Number of switching cycles	100000

¹⁾ t[h]: L70 / B50 @ 25 °C (Ta), t[h]: L80 / B10 @ 25 °C (Ta), t[h]: L90 / B10 @ 25 °C (Ta)

Certificates & Standards

Standards	CE / UKCA
Luminaire with limited surface temperature, "D sign"	No
Replaceable light source (EPREL)	Not replaceable





EQUIPMENT / ACCESSORIES

- Complete mounting and connecting accessories included

Safety advice

- All electrical connections must be made by a qualified person.
- Caution, risk of electric shock.
- Check wall-ceiling for suitability. If uncertain, seek professional advice.

DOWNLOAD DATA

	Documents and certificates	Document name
	User instruction / safety instructions	LED CLICK WHITE
	Legal information	Legal insert
	Declarations of conformity	LED COLOR WHITE SQ 400MM 30W LEDV
	Declarations of conformity UKCA	Fixed LUM

LOGISTICAL DATA

Product code	Packaging unit (Pieces/Unit)	Dimensions (length x width x height)	Gross weight	Volume
4058075260511	Folding box 1	48 mm x 207 mm x 209 mm	687.00 g	2.08 dm ³
4058075260528	Shipping box 8	435 mm x 225 mm x 220 mm	5796.00 g	21.53 dm ³

The mentioned product code describes the smallest quantity unit which can be ordered. One shipping unit can contain one or more single products. When placing an order, for the quantity please enter single or multiples of a shipping unit.

DISCLAIMER

Subject to change without notice. Errors and omission excepted. Always make sure to use the most recent release.