

PRODUCT DATASHEET

OTi DALI 80/220...240/1A6 LT2 L

OPTOTRONIC® Intelligent | – Dimmable DALI SELV LEDset (LT2)



Areas of application

- Linear lighting for office, education, storage areas and retail
- Installation in emergency lighting systems according to IEC 61347-2-13, appendix J
- Suitable for luminaires of protection class I

Product benefits

- Fully programmable via software (DALI Interface)
- Flexible current setting (LEDset2)
- Lifetime: up to 100,000 h (temperature at $T_c = 65^\circ\text{C}$, max. 10 % failure rate)
- High-quality dimming of 1...100 % by amplitude dimming (except 80 W versions)
- High quality of light thanks to <1% output ripple current
- Very high efficiency
- Very low standby power consumption: < 0.15 W *
- Fulfill safety requirement due to overload, overtemperature, Hot Plug protection

Versatile scope of application due to OSRAM DALI Technology:

- Easy to use in corridors and restrooms because of three-level Corridor function
- Touch DIM application: easy to control via pushbutton or sensor
- Energy efficient Touch DIM operation due to automatic switch-off at sufficient residual light
- Suitable for emergency Installations (acc. to EN 60598-2-22 and IEC 61347-2-13, appendix J) thanks to DC detection (0 Hz, pulsating DC), on/off switchable
- Feedback of power consumption and operating hours (Fit for SMART GRID)
- Suitable for buildings according to EPBD/BREEAM/LEED due to automatic Constant Lumen Output setting
- Luminaire information for easy maintenance

Product features

- Line frequency: 0 Hz | 50 Hz | 60 Hz
- Versatile DALI window driver up to 80 W due to flexible output characteristic
- Supply voltage: 220...240 V
- Available with output current range: up to 2,100 mA
- Constant Lumen Output (CLO)
- Integrated customizable thermal management (Driver Guard)
- DALI-2 certified (Part -101,-102 and -207)

TECHNICAL DATA

Electrical data

Nominal wattage	90.00 W
Nominal output power	32...80 W
Nominal voltage	220...240 V
Nominal output voltage	20...54 V ¹⁾
Input voltage AC	198...264 V ²⁾
Input voltage DC	176...276 V
U-OUT (working voltage)	< 60 V
Nominal current	0.42 A
Nominal output current	600...1550 mA ³⁾
Inrush current	53 A ⁴⁾
Output current tolerance	±3 % ⁵⁾
Output ripple current (100 Hz)	< 1 %
Mains frequency	0/50/60 Hz
Total harmonic distortion	< 20 %
Power factor λ	> 0.95 ⁶⁾
ECG efficiency	≥90 % ⁷⁾
Device power loss	8.5 W ⁸⁾
Max. ECG no. on circuit breaker 10 A (B)	8
Max. ECG no. on circuit breaker 16 A (B)	13
Max. ECG no. on circuit breaker 25 A (B)	-
Surge capability (L/N-Ground)	2 kV
Surge capability (L-N)	1 kV
Galvanic isolation	SELV
Power loss in stand-by mode	< 0.5 W
Flickering metric (Pst LM)	≤1

1) Maximum 60 V

2) Permitted voltage range

3) ±5%

4) At 200 µs

5) When use DALI

6) Full load at 230 V

7) At full load and 230 V

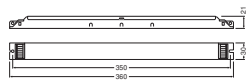
8) Maximum

Photometrical data

Flickering metric (Pst LM)	≤1
----------------------------	----

Stroboscope effect metric (SVM)	≤0.4
---------------------------------	------

Dimensions & Weight



Length	360.00 mm
Mounting hole spacing, length	350,0 mm
Width	30.00 mm
Height	21.00 mm
Cable cross-section, input side	0.5...1.5 mm² 1)
Cable cross-section, output side	0.5...1.5 mm² 1)
Wire preparation length, input side	8,5...9,5 mm
Wire preparation length, output side	8,5...9,5 mm
Product weight	285.00 g

1) Solid or flexible leads

Colors & materials

Product color	White
Casing material	Metal
Body material	Metal

Temperatures & operating conditions

Ambient temperature range	-25...+50 °C
Maximum temperature at tc test point	80 °C
Max.housing temperature in case of fault	120 °C
Permitted rel. humidity during operation	5...85 % 1)

1) Maximum 56 days/year at 85 %

Lifespan

ECG lifetime	50000 h / 100000 h 1)
--------------	-----------------------

1) At maximum T_c = 75°C / 10% failure rate / At T_c = 65°C / 10% failure rate

Additional product data

Encapsulated	No
--------------	----

Capabilities

Dimmable	Yes
Dimming interface	DALI-2 / Touch DIM / Touch DIM Sensor
Dimming range	1...100 % ¹⁾
Overheating protection	Automatic reversible
Overload protection	Automatic reversible
No-load proof	Yes
Short-circuit protection	Automatic reversible
Max. cable length to lamp/LED module	2,0 m
Suitable for fixtures with prot. class	I
Suitable for emergency lighting	Yes
Type of connection, output side	Push terminal

¹⁾ For maximum nominal output current

Certificates & Standards

Approval marks – approval	CE / EL / ENEC 10 / VDE-EMC / CCC / RCM
Standards	Acc. to EN 61347-1 / Acc. to EN 61347-2-13 / Acc. to EN 61547 / Acc. to EN 61000-3-2 / Acc. to EN 62384 / Acc. to EN 55015
Protection class	I
Type of protection	IP20







LOGISTICAL DATA




Temperature range at storage	-25...85 °C
------------------------------	-------------

Energy labelling regulation data acc EU 2019/2015

Networked standby power for CLS	< 0.50 W
---------------------------------	----------

DOWNLOAD DATA

Documents and certificates		Document name
	User instruction / safety instructions	OPTOTRONIC LED Power Supply
	Declarations of conformity	EU Declaration of Conformity 3366462
	Certificates	489311_CB Certificate OTi DALI LT2 L
	Certificates	VDE ENEC Certificate 40038447
	Certificates	OT FIT OTi DALI LT2 CB DE1 63464 060520
	Certificates	VDE EMC Certificate 40038827

Documents and certificates		Document name
	Certificates	494640_CE Declaration OTi DALI linear
	Certificates	OTi DALI 80 1A6 LT2 L INOTEC AM20234 270420
CAD/BIM files		Document name
	CAD STEP 3D	OTi DALI 80 LT2 L STEP 270220

LOGISTICAL DATA

Product code	Packaging unit (Pieces/Unit)	Dimensions (length x width x height)	Gross weight	Volume
4052899028074	Unpacked 1		285.00 g	
4052899028081	Shipping box 20	385 mm x 160 mm x 100 mm	5871.00 g	6.16 dm ³

The mentioned product code describes the smallest quantity unit which can be ordered. One shipping unit can contain one or more single products. When placing an order, for the quantity please enter single or multiples of a shipping unit.

DISCLAIMER

Subject to change without notice. Errors and omission excepted. Always make sure to use the most recent release.