

## PRODUCT DATASHEET

### DULUX D/E 26 W/840

OSRAM DULUX® D/E | CFLni, 2 tubes, with 4-pin base for ECG operation



#### Areas of application

- Offices, public buildings
- Shops
- Supermarkets and department stores
- Hotels, restaurants
- Industry

#### Product benefits

- Improved maintenance

#### Product features

- Good color rendering index
- Dimmable (3...100 %)
- Short and compact pin-base lamp with double-turn tubes
- Single-ended four-pin plug-in G24q base



TECHNICAL DATA

Electrical data

Nominal wattage	26 W
Construction wattage	26.90 W
Nominal voltage	105 V
Nominal current	0.33 A

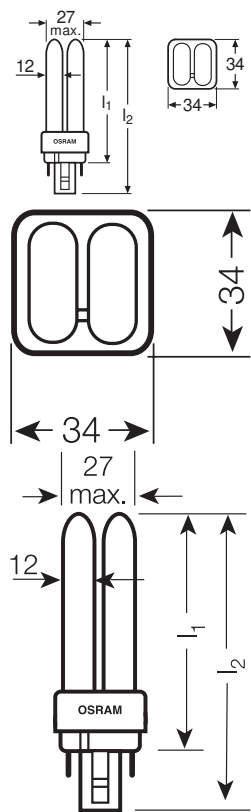
Photometrical data

Luminous flux	1750 lm
Luminous efficacy	65 lm/W
Light color (designation)	LUMILUX Cool White
Color temperature	4000 K
Color rendering index Ra	≥80
Light color	840
Rated LLMF at 2,000 h	0.90
Rated LLMF at 4,000 h	0.84
Rated LLMF at 6,000 h	0.83
Rated LLMF at 8,000 h	0.81
Rated LLMF at 12,000 h	0.79
Rated LLMF at 16,000 h	0.78
Rated LLMF at 20,000 h	0.77



349615\_FL\_840

Dimensions & Weight



Overall length	164.50 mm
Length with base excl. base pins/connection	149.00 mm
Diameter	12 mm
Tube diameter	12 mm
Product weight	41.5 g

Temperatures & operating conditions

Ambient temperature range	-5...+40 °C
---------------------------	-------------

Lifespan

Service life	13000 h
Rated lamp survival factor at 2,000 h	0.99
Rated lamp survival factor at 4,000 h	0.99
Rated lamp survival factor at 6,000 h	0.99
Rated lamp survival factor at 8,000 h	0.99
Rated lamp survival factor at 12,000 h	0.95

Rated lamp survival factor at 16,000	0.81
Rated lamp survival factor at 20,000 h	0.50
Lifespan B50	20000 h

#### Additional product data

Base (standard designation)	G24q-3
Mercury content	1.6 mg

#### Capabilities

Dimmable	Yes
----------	-----

#### Certificates & Standards

Energy efficiency class	G
Energy consumption	27.00 kWh/1000h

#### Country-specific categorizations

ILCOS	FSQH-26/840-/P/-G24q-3
Order reference	DULUX D/E 26W/8

#### Energy labelling regulation data acc EU 2019/2015

Lighting technology used	CFLNI
Non-directional or directional	NDLS
Mains or non-mains	NMLS
Light source cap-type (or other electric interface)	G24q-3
Connected light source (CLS)	No
Color-tuneable light source	No
Envelope	No
High luminance light source	No
Anti-glare shield	No
Correlated colour temperature type	SINGLE_VALUE
Claim of equivalent power	No
Length	164.50 mm
Height	12 mm
Width	12 mm
Chromaticity coordinate x	0,380
Chromaticity coordinate y	0,380
Beam angle correspondence	SPHERE_360

EPREL ID	546451
Model number	AC34226




## EQUIPMENT / ACCESSORIES


- Suitable for operation on electronic control gear

## Safety advice

- In case of lamp breakage: [www.ledvance.com/brokenlamp](http://www.ledvance.com/brokenlamp)

## DOWNLOAD DATA

Documents and certificates		Document name
	Declarations of conformity	EC Declaration of Conformity - 2021 9C1-4077878-EN-00 - DULUX D
	Certificates	EAC N RU D-DE.MU62.B.00933_20 06.03.2020-05.03.2025 Prommash Test - CFLpin
	Certificates	EAC RU C-DE.HA46.B.01131_21 21.05.2021-20.05.2026 Expert Certification - CFLpin

Photometric and lighting design files		Document name
	Spectral power distribution	349615_FL_840

## LOGISTICAL DATA

Product code	Packaging unit (Pieces/Unit)	Dimensions (length x width x height)	Gross weight	Volume
4050300020303	Folding box 1	36 mm x 36 mm x 179 mm	59.00 g	0.23 dm <sup>3</sup>
4050300253107	Shipping box 10	187 mm x 81 mm x 196 mm	665.00 g	2.97 dm <sup>3</sup>

The mentioned product code describes the smallest quantity unit which can be ordered. One shipping unit can contain one or more single products. When placing an order, for the quantity please enter single or multiples of a shipping unit.

## DISCLAIMER

Subject to change without notice. Errors and omission excepted. Always make sure to use the most recent release.