

## PRODUCT DATASHEET

### LED Base Classic A 60 8.5W 827 Frosted B22d

LED BASE CLASSIC A | LED lamps, classic bulb shape



#### Areas of application

- Domestic applications
- General illumination
- Outdoor use in suitable outdoor luminaires only

#### Product benefits

- Lower energy consumption than incandescent or halogen lamps
- Shockproof and vibration-proof thanks to LED technology
- No UV and near-IR radiation in the light beam
- Instant 100 % light, no warm-up time
- Can be easily fitted instead of ordinary light bulbs
- Lower thermal output (compared with the standard reference product)

#### Product features

- Professional LED lamps for line voltage



- Not dimmable
- Base: E27, B22d
- Mercury-free lamps

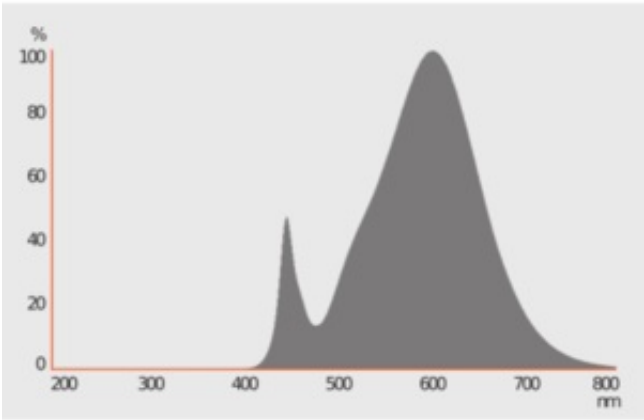
---

**TECHNICAL DATA****Electrical data**

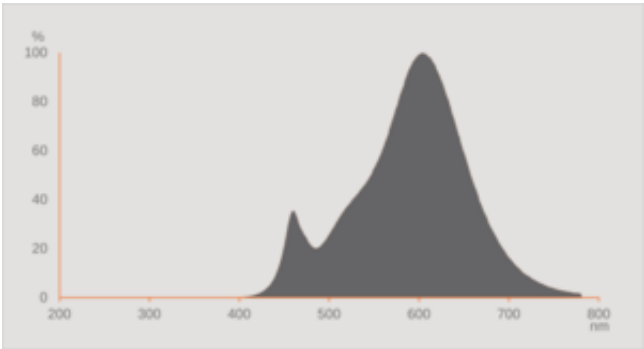
Nominal wattage	8.5 W
Construction wattage	8.50 W
Nominal voltage	220...240 V
Claimed equiv. conventional lamp power	60 W
Nominal current	50 mA
Type of current	AC
Inrush current	10 A
Operating frequency	50...60 Hz
Mains frequency	50...60 Hz
Max. lamp number on MCB B10 A	160
Max. lamp number on MCB B16 A	256
Total harmonic distortion	81 %
Power factor $\lambda$	> 0.50

**Photometrical data**

Luminous flux	806 lm
Nominal useful luminous flux 90°	806 lm
Luminous efficacy	94 lm/W
Lumen main.fact.at end of nom.life time	0.70
Light color (designation)	Warm White
Color temperature	2700 K
Color rendering index Ra	≥80
Light color	827
Standard deviation of color matching	≤6 sdcn
Rated LLMF at 6,000 h	0.80
Flickering metric (Pst LM)	1.0
Stroboscope effect metric (SVM)	0.9



349927\_2700K\_Evl\_5630.eps

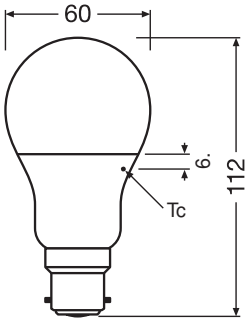


LISO spectral power distribution 2700K CRI80 v1

Light technical data

Beam angle	200 °
Warm-up time (60 %)	0.50 s
Starting time	< 0.5 s

Dimensions & Weight



Overall length	112.00 mm
Diameter	60.00 mm

Maximum diameter	60 mm
Product weight	29.00 g

### Temperatures & operating conditions

Ambient temperature range	-20...+40 °C
Maximum temperature at tc test point	87 °C

### Lifespan

Lifespan L70/B50 at 25 °C	10000 h
Number of switching cycles	100000
Lumen maintenance at end of service lifetime	0.70
Rated lamp survival factor at 6,000 h	≥ 0.90

### Additional product data

Base (standard designation)	B22d
Mercury content	0.0 mg
Mercury-free	Yes
Design / version	Frosted
Product remark	All technical parameters apply to the entire lamp / Due to the complex production process for light-emitting diodes, the typical values shown for the technical LED parameters are purely statistical values that do not necessarily match the actual technical parameters of each individual product, which can vary from the typical value

### Capabilities

Dimmable	No
----------	----

### Certificates & Standards

Energy efficiency class	F <sup>1)</sup>
Energy consumption	9.00 kWh/1000h
Type of protection	IP20
Standards	ROHS 2.0 / REACH / CE / CB / ERP
Photobiological safety group acc. to EN62778	RG0

1) Energy efficiency class (EEC) on a scale of A (highest efficiency) to G (lowest efficiency)

### Country-specific categorizations

ILCOS	DRAA/F-9,5/827-220-240-B22D-60
Order reference	BASECLA60 8,5W/

## LOGISTICAL DATA

Temperature range at storage	-20...+80 °C
------------------------------	--------------







## Energy labelling regulation data acc EU 2019/2015

Lighting technology used	LED
Non-directional or directional	NDLS
Mains or non-mains	MLS
Light source cap-type (or other electric interface)	B22d
Connected light source (CLS)	No
Color-tuneable light source	No
Envelope	No
High luminance light source	No
Anti-glare shield	No
Correlated colour temperature type	SINGLE_VALUE
Standby power	0.00
Networked standby power for CLS	0 W
Claim of equivalent power	Yes
Length	112.00 mm
Height	60.00 mm
Width	60.00 mm
Chromaticity coordinate x	0.458
Chromaticity coordinate y	0.410
R9 Colour rendering index	0.00
Beam angle correspondence	SPHERE_360
Survival factor	0.90
Displacement factor	0.50
LED light source replaces a fluorescent light source	No
EPREL ID	1403223,523307,1351500,1857038

## Safety advice

- Do not touch the lamp if broken.
- Must not be used if outer bulb is defective.

## DOWNLOAD DATA

Documents and certificates		Document name
	Declarations of conformity	EC Declaration of Conformity CLA Non Dim AC31141-56 AC31177-9 AC34531-3
	Declarations of conformity	Classic A_B_P 15000h FR
	Declarations of conformity	LED CLASSIC A_P NON-DIM
	Declarations of conformity UKCA	LED CLASSIC A_P NON-DIM
Photometric and lighting design files		Document name
	Spectral power distribution	349927_2700K_Evl_5630.eps
	Spectral power distribution	LISO spectral power distribution 2700K CRI80 v1

## LOGISTICAL DATA

Product code	Packaging unit (Pieces/Unit)	Dimensions (length x width x height)	Gross weight	Volume
4052899961531	Folding box 3	61 mm x 153 mm x 143 mm	100.00 g	1.33 dm <sup>3</sup>
4058075819511	Folding box 4	61 mm x 192 mm x 153 mm	109.00 g	1.79 dm <sup>3</sup>
4052899961548	Shipping box 30	315 mm x 313 mm x 122 mm	1237.00 g	12.03 dm <sup>3</sup>
4058075819528	Shipping box 40	395 mm x 318 mm x 136 mm	1760.00 g	17.08 dm <sup>3</sup>

The mentioned product code describes the smallest quantity unit which can be ordered. One shipping unit can contain one or more single products. When placing an order, for the quantity please enter single or multiples of a shipping unit.

## DISCLAIMER

Subject to change without notice. Errors and omission excepted. Always make sure to use the most recent release.