

PRODUCT DATASHEET

LED TUBE T8 EM SUPERIOR 1200 mm

11.3W/14W 830

LED TUBE T8 EM SUPERIOR | High performance LED tubes for electromagnetic control gear (CCG) and AC mains, shatterproof



Areas of application

- General illumination within ambient temperatures from -20...+50 °C
- Illumination of production areas
- Traffic zones and corridors
- Supermarkets and department stores
- Industry

Product benefits

- Energy savings of up to 71 % (compared to T8 fluorescent lamp)
- Quick, simple and safe replacement with or without rewiring
- Highly versatile thanks to selectable power/lumen steps (1200 mm, 1500 mm)
- No bending thanks to glass technology
- Support the implementation of the HACCP concepts from production through to presentation
- Very high resistance to switching loads
- Instant-on light, therefore ideally suitable in combination with sensor technology
- Also suitable for operation at low temperatures

Product features

- LED replacement for classic T8 fluorescent lamps with G13 socket for use in CCG luminaires or on AC mains
- Multi Lumen function: 2 power steps selectable (1200 mm, 1500 mm)



- LED tube made of glass with shatter protection e.g. for food industry applications
- ENEC 10 VDE mark
- Single and tandem operation on conventional control gear (≤ 0.9 m versions)
- Extremely long lifetime: up to 100,000 h
- Type of protection: IP20
- Mercury-free and RoHS compliant
- Low flicker according to EU 2019-2020 ($SVM \leq 0.4$ / $PstLM \leq 1$)

TECHNICAL DATA**Electrical data**

| | |
|--|-----------------|
| Nominal wattage | 14.0 W / 11.3 W |
| Construction wattage | 14.00 W |
| Nominal voltage | 220...240 V |
| Operating mode | CCG, AC Mains |
| Nominal current | 65mA / 50 mA |
| Type of current | AC |
| Suitable for DC input | Yes |
| Input voltage DC | 186...260 V |
| Operating frequency | 50/60 Hz |
| Mains frequency | 50/60 Hz |
| Max. lamp number on MCB B10 A | 69 |
| Max. lamp number on MCB B10 A - CCG without compensation | 30 |
| Max. lamp number on MCB B10 A - CCG with compensation | 14 |
| Max. lamp number on MCB B16 A | 110 |
| Max. lamp number on MCB B16 A - CCG without compensation | 48 |
| Max. lamp number on MCB B16 A - CCG with compensation | 23 |
| Total harmonic distortion | < 20 % |
| Power factor λ | 0.90 |

Photometrical data

| | |
|---|---------------------|
| Luminous flux | 2300 lm / 1900 lm |
| Luminous efficacy | 164 lm/W / 168 lm/W |
| Lumen main.fact.at end of nom.life time | 0.70 |
| Light color (designation) | Warm White |
| Color temperature | 3000 K |
| Color rendering index Ra | 80 |
| Light color | 830 |
| Standard deviation of color matching | ≤5 sdc _m |
| Rated LLMF at 6,000 h | 0.80 |
| Flickering metric (Pst LM) | 1 |
| Stroboscope effect metric (SVM) | 0.4 |



EPREL data spectral diagram PROF
LEDr 3000K

Adjustable attributes

| Nominal wattage | Color temperature | Luminous flux | Luminous efficacy |
|-----------------|-------------------|---------------|-------------------|
| 14 W | 3000 K | 2300 lm | 164 lm/W |
| 11.3 W | 3000 K | 1900 lm | 168 lm/W |

Light technical data

| | |
|---------------------|----------|
| Beam angle | 190 ° |
| Warm-up time (60 %) | < 0.50 s |
| Starting time | < 0.5 s |

Dimensions & Weight



| | |
|---|------------|
| Overall length | 1212.00 mm |
| Length with base excl. base pins/connection | 1200.00 mm |
| Diameter | 26.70 mm |
| Tube diameter | 25.8 mm |
| Maximum diameter | 28 mm |
| Product weight | 215.00 g |

Temperatures & operating conditions

| | |
|--------------------------------------|----------------------------|
| Ambient temperature range | -20...+50 °C ¹⁾ |
| Maximum temperature at tc test point | 75 °C |

1) Temperature surrounding the lamp - for enclosed luminaires: temperature inside of the luminaire

Lifespan

| | |
|--|----------|
| Lifespan L70/B50 at 25 °C | 100000 h |
| Lifespan L80/B50 at 25 °C | 100000 h |
| Number of switching cycles | 200000 |
| Lumen maintenance at end of service lifetime | 0.70 |
| Rated lamp survival factor at 6,000 h | ≥ 0.90 |

Additional product data

| | |
|-----------------------------|--------------------------|
| Base (standard designation) | G13 |
| Mercury content | 0.0 mg |
| Mercury-free | Yes |
| Product remark | Available from June 2025 |
| Added function | MULTI LUMEN |

Capabilities

| | |
|----------|----|
| Dimmable | No |
|----------|----|

Certificates & Standards

| | |
|--|------------------------------|
| Energy efficiency class | C ¹⁾ |
| Energy consumption | 14.00 kWh/1000h |
| Type of protection | IP20 |
| Standards | CE / UKCA / EAC / ENEC / VDE |
| Photobiological safety group acc. to EN62778 | RG0 |

1) Energy efficiency class (EEC) on a scale of A (highest efficiency) to G (lowest efficiency)

Country-specific categorizations

| | |
|-----------------|-----------------|
| Order reference | LEDTUBE T8 EM S |
|-----------------|-----------------|

LOGISTICAL DATA

| | |
|------------------------------|--------------|
| Temperature range at storage | -20...+80 °C |
|------------------------------|--------------|

Energy labelling regulation data acc EU 2019/2015

| | |
|---|------|
| Lighting technology used | LED |
| Non-directional or directional | NDLS |
| Mains or non-mains | MLS |
| Light source cap-type (or other electric interface) | G13 |

| | |
|--|-----------------|
| Connected light source (CLS) | No |
| Color-tuneable light source | No |
| Envelope | No |
| High luminance light source | No |
| Anti-glare shield | No |
| Correlated colour temperature type | SINGLE_VALUE |
| Standby power | <0.5 W |
| Claim of equivalent power | No |
| Length | 1212.00 mm |
| Height | 26.70 mm |
| Width | 26.70 mm |
| Chromaticity coordinate x | 0.4339 |
| Chromaticity coordinate y | 0.4033 |
| R9 Colour rendering index | 0.00 |
| Beam angle correspondence | SPHERE_360 |
| Survival factor | 0.9 |
| Displacement factor | 0.9 |
| LED light source replaces a fluorescent light source | No |
| EPREL ID | 2150929,2340252 |
| Model number | AC69452,AC81592 |


EQUIPMENT / ACCESSORIES














- Suitable for operation with low-loss and conventional control gears

Safety advice

- Not suitable for operation with electronic control gear.
- Operation in outdoor applications in suitable damp-proof luminaires possible according to data sheet and installation instruction.
- Not suitable for emergency lighting.
- Disconnect mains before installation.

DOWNLOAD DATA

| Documents and certificates | Document name |
|---|------------------|
|  User instruction / safety instructions | LED TUBE T8 EM S |

| Documents and certificates | | Document name |
|---|-------------------------------------|--|
|  | Extended installation guide | Installation instructions LED TUBE T8, T5 und DULUX LED 2024 10 EN |
|  | Legal information | Informationstext 18 Abs 4 ElektroG |
|  | Declarations of conformity | LEDTUBE |
|  | Declarations of conformity UKCA | LEDTUBE |
| Photometric and lighting design files | | Document name |
|  | IES file (IES) | LEDTUBE T8 EM S 1200 11.3W 830 LEDV |
|  | IES file (IES) | LEDTUBE T8 EM S 1200 14W 830 LEDV |
|  | LDT file (Eulumdat) | LEDTUBE T8 EM S 1200 11.3W 830 LEDV |
|  | LDT file (Eulumdat) | LEDTUBE T8 EM S 1200 14W 830 LEDV |
|  | UGR file (UGR table) | LEDTUBE T8 EM S 1200 11.3W 830 LEDV |
|  | UGR file (UGR table) | LEDTUBE T8 EM S 1200 14W 830 LEDV |
|  | Light distribution curve type polar | LEDTUBE T8 EM S 1200 11.3W 830 LEDV |
|  | Light distribution curve type polar | LEDTUBE T8 EM S 1200 14W 830 LEDV |
|  | Spectral power distribution | EPREL data spectral diagram PROF LEDr 3000K |

LOGISTICAL DATA

| Product code | Packaging unit (Pieces/Unit) | Dimensions (length x width x height) | Gross weight | Volume |
|---------------|------------------------------|--------------------------------------|--------------|-----------|
| 4099854432743 | Sleeve 1 | 1,305 mm x 29 mm x 29 mm | 212.00 g | 1.10 dm³ |
| 4099854432750 | Shipping box 10 | 1,335 mm x 175 mm x 95 mm | 2652.00 g | 22.19 dm³ |

The mentioned product code describes the smallest quantity unit which can be ordered. One shipping unit can contain one or more single products. When placing an order, for the quantity please enter single or multiples of a shipping unit.

References / Links

– For Guarantee see www.ledvance.com/guarantee

Legal advice

– When used to replace a T8 fluorescent lamp the total energy efficiency and light distribution depends on the design of the lighting system.

DISCLAIMER

Subject to change without notice. Errors and omission excepted. Always make sure to use the most recent release.