

# PRODUCT DATASHEET

## LED Classic A 40 Filament Energy efficiency class A S 2.2W 840 Clear E27

LED CLASSIC A ENERGY EFFICIENCY A S | LED lamps, classic bulb shape, ENERGY EFFICIENCY CLASS A



SUPERIOR  
CLASS

### Areas of application

- Perfect for decorative installations
- Domestic applications
- General illumination
- Outdoor use in suitable outdoor luminaires only

### Product benefits

- Lamps with innovative LED "filament" technology
- Low energy consumption
- Design, dimensions, luminous flux comparable to a halogen lamp
- Instant 100 % light, no warm-up time
- Low flickering

### Product features

- LED lamps for line voltage
- Luminous efficacy: up to 210 lm/W
- Beam angle: up to 300°
- Very long lifetime of up to 50,000 h
- Very high number of switching cycles 500,000



---

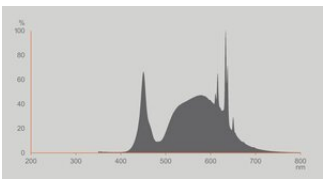
## TECHNICAL DATA

### Electrical data

Nominal wattage	2.2 W
Construction wattage	2.20 W
Nominal voltage	220...240 V
Operating mode	AC Mains
Claimed equiv. conventional lamp power	40 W
Nominal current	30 mA
Type of current	AC
Inrush current	0.5 A
Operating frequency	50/60 Hz
Mains frequency	50/60 Hz
Max. lamp number on MCB B10 A	266
Max. lamp number on MCB B16 A	426
Total harmonic distortion	110 %
Power factor $\lambda$	0.40

### Photometrical data

Luminous flux	470 lm
Luminous efficacy	213 lm/W
Lumen main.fact.at end of nom.life time	0.93
Light color (designation)	Cool White
Color temperature	4000 K
Color rendering index Ra	80
Light color	840
Standard deviation of color matching	$\leq 6$ sdcm
Rated LLMF at 6,000 h	0.80
Flickering metric (Pst LM)	1
Stroboscope effect metric (SVM)	0.4



Spectral diagram classic A EELA  
4000K

Light technical data

Beam angle	320 °
Warm-up time (60 %)	< 0.50 s
Starting time	0.5 s

Dimensions & Weight

Overall length	105.00 mm
Diameter	60.00 mm
Maximum diameter	60 mm
Product weight	35.00 g

Temperatures & operating conditions

Ambient temperature range	-20...+40 °C
Maximum temperature at tc test point	42 °C

Lifespan

Lifespan L70/B50 at 25 °C	50000 h
Number of switching cycles	500000
Lumen maintenance at end of service lifetime	0.93
Rated lamp survival factor at 6,000 h	≥ 0.90

Additional product data

Base (standard designation)	E27
Mercury content	0.0 mg

Mercury-free	Yes
Design / version	Clear
Product remark	All technical parameters apply to the entire lamp / Due to the complex production process for light-emitting diodes, the typical values shown for the technical LED parameters are purely statistical values that do not necessarily match the actual technical parameters of each individual product, which can vary from the typical value

### Capabilities

Dimmable	No
----------	----

### Certificates & Standards

Energy efficiency class	A <sup>1)</sup>
Energy consumption	3.00 kWh/1000h
Type of protection	IP20
Standards	CE
Photobiological safety group acc. to EN62778	RG1

<sup>1)</sup> Energy efficiency class (EEC) on a scale of A (highest efficiency) to G (lowest efficiency)

### Country-specific categorizations

Order reference	LEDCLA40EELA 2.
-----------------	-----------------

### LOGISTICAL DATA

Temperature range at storage	-20...+80 °C
------------------------------	--------------

### Energy labelling regulation data acc EU 2019/2015



Lighting technology used	LED
Non-directional or directional	NDLS
Mains or non-mains	MLS
Light source cap-type (or other electric interface)	E27
Connected light source (CLS)	No
Color-tuneable light source	No
Envelope	No
High luminance light source	No
Anti-glare shield	No
Correlated colour temperature type	SINGLE_VALUE
Claim of equivalent power	Yes
Length	105.00 mm


Height	60.00 mm
Width	60.00 mm
Chromaticity coordinate x	0.382
Chromaticity coordinate y	0.380
R9 Colour rendering index	0.00
Beam angle correspondence	SPHERE_360
Survival factor	0.9
Displacement factor	0.4
LED light source replaces a fluorescent light source	No
EPREL ID	1508757
Model number	AC50563,AC50563

Safety advice

- Do not touch the lamp if broken.
- Must not be used if outer bulb is defective.

DOWNLOAD DATA

Documents and certificates		Document name
	Declarations of conformity	LED CLASSIC
	Declarations of conformity UKCA	LED CLASSICK

Photometric and lighting design files		Document name
	Spectral power distribution	Spectral diagram classic A EELA 4000K

LOGISTICAL DATA

Product code	Packaging unit (Pieces/Unit)	Dimensions (length x width x height)	Gross weight	Volume
4099854259517	Folding box 1	60 mm x 60 mm x 111 mm	49.00 g	0.40 dm³
4099854259524	Shipping box 10	315 mm x 131 mm x 126 mm	584.00 g	5.20 dm³

The mentioned product code describes the smallest quantity unit which can be ordered. One shipping unit can contain one or more single products. When placing an order, for the quantity please enter single or multiples of a shipping unit.

## References / Links

- For dimming conformity see [www.ledvance.com/dim](http://www.ledvance.com/dim)
  - For Guarantee see [www.ledvance.com/guarantee](http://www.ledvance.com/guarantee)
- 

## DISCLAIMER

Subject to change without notice. Errors and omission excepted. Always make sure to use the most recent release.