

PRODUCT DATASHEET

DULUX LED D26 VT EM & AC MAINS V 9.5W 840 G24D

DULUX LED D VT EM & AC MAINS V | LED replacement for CFLni with 2-pin G24d base for CCG and AC mains operation



VALUE
CLASS

Areas of application

- General illumination within ambient temperatures from -20...+45 °C
- Supermarkets and department stores
- Walkways and corridors
- Hotels, restaurants

Product benefits

- Easy installation
- Low energy consumption
- Easy relamping thanks to compact design
- Operation directly on 230 V AC mains possible

Product features

- LED replacement for conventional compact fluorescent lamps for use in CCG luminaires or on AC mains
- Only suitable for vertical application
- Lifetime up to 30,000 h
- Single-ended two-pin plug-in G24d base
- Type of protection: IP20
- Mercury-free lamps



TECHNICAL DATA**Electrical data**

Nominal wattage	9.5 W
Construction wattage	9.50 W
Nominal voltage	220...240 V
Operating mode	CCG, AC Mains
Nominal current	42 mA
Type of current	AC
Inrush current	22 A
Suitable for DC input	Yes
Input voltage DC	186...260 V ¹⁾
Operating frequency	50/60 Hz
Mains frequency	50/60 Hz
Max. lamp number on MCB B10 A	27
Max. lamp number on MCB B10 A - CCG without compensation	95
Max. lamp number on MCB B10 A - CCG with compensation	8
Max. lamp number on MCB B16 A	34
Max. lamp number on MCB B16 A - CCG without compensation	152
Max. lamp number on MCB B16 A - CCG with compensation	10
Total harmonic distortion	≤ 30 %

¹⁾ Permitted voltage range

Photometrical data

Luminous flux	1200 lm
Luminous efficacy	126 lm/W
Light color (designation)	Cool White
Color temperature	4000 K
Color rendering index Ra	80
Light color	840
Flickering metric (Pst LM)	1.0
Stroboscope effect metric (SVM)	0.4



EPREL data spectral diagram PROF
LEDr 4000K

Dimensions & Weight



Overall length	132.00 mm
Diameter	37.70 mm
Tube diameter	35 mm
Product weight	98.00 g

Temperatures & operating conditions

Ambient temperature range	-20...+45 °C ¹⁾
Maximum temperature at tc test point	75 °C

1) Temperature surrounding the lamp - for enclosed luminaires: temperature inside of the luminaire

Lifespan

Lifespan L70/B50 at 25 °C	30000 h
---------------------------	---------

Additional product data

Base (standard designation)	G24d
Mercury-free	Yes
Design / version	Frosted

Certificates & Standards

Type of protection	IP20
Standards	CE / EAC / UKCA

Photobiological safety group acc. to EN62778	RG0
--	-----

Country-specific categorizations

Order reference	DULUX LED D26 V
-----------------	-----------------

LOGISTICAL DATA

Temperature range at storage	-20...+80 °C
------------------------------	--------------

Energy labelling regulation data acc EU 2019/2015
















Lighting technology used	LED
Non-directional or directional	NDLS
Mains or non-mains	MLS
Light source cap-type (or other electric interface)	G24d
Connected light source (CLS)	No
Color-tuneable light source	No
Envelope	No
High luminance light source	No
Anti-glare shield	No
Claim of equivalent power	No
Length	132.00 mm
Height	37.70 mm
Width	37.70 mm
Chromaticity coordinate x	0.380
Chromaticity coordinate y	0.380
R9 Colour rendering index	0.00
Beam angle correspondence	SPHERE_360
Survival factor	0,90
Displacement factor	0,90
LED light source replaces a fluorescent light source	No
EPREL ID	1404743,2206849,2324437
Model number	AC46431,AC46431,AC71116,AC81509

Safety advice

- Not suitable for tandem operation.
- The operating temperature range of DULUX LED is restricted. In case of doubt regarding suitability of the application please measure Tc temperature on the product prior to installation.
- All electrical connections must be made by a qualified person.
- Not suitable for emergency lighting.

- Must not be used if outer bulb is defective.
- Do not touch the lamp if broken.

DOWNLOAD DATA

Documents and certificates		Document name
	User instruction / safety instructions	DULUX LED D VERTICAL
	Extended installation guide	Installation instructions LED TUBE T8, T5 und DULUX LED 2024 10 EN
	Legal information	Informationstext 18 Abs 4 ElektroG
	Declarations of conformity	DULUXLED
	Declarations of conformity	LEDTUBE
	Declarations of conformity UKCA	DULUX LED
	Declarations of conformity UKCA	LEDTUBE
Photometric and lighting design files		Document name
	IES file (IES)	DULUX LED D26 VT EM V 9.5W 840 G24D
	IES file (IES)	DULUX LED D26 VT EM V 9.5W 840 G24D LEDV
	LDT file (Eulumdat)	DULUX LED D26 VT EM V 9.5W 840 G24D
	LDT file (Eulumdat)	DULUX LED D26 VT EM V 9.5W 840 G24D LEDV
	UGR file (UGR table)	DULUX LED D26 VT EM V 9.5W 840 G24D LEDV
	Light distribution curve type polar	DULUX LED D26 VT EM V 9.5W 840 G24D
	Light distribution curve type polar	DULUX LED D26 VT EM V 9.5W 840 G24D LEDV
	Spectral power distribution	EPREL data spectral diagram PROF LEDr 4000K

LOGISTICAL DATA

Product code	Packaging unit (Pieces/Unit)	Dimensions (length x width x height)	Gross weight	Volume
4058075821910	Folding box 1	41 mm x 41 mm x 136 mm	110.00 g	0.23 dm ³
4099854110160	Shipping box 10	215 mm x 90 mm x 150 mm	1140.00 g	2.90 dm ³

The mentioned product code describes the smallest quantity unit which can be ordered. One shipping unit can contain one or more single products. When placing an order, for the quantity please enter single or multiples of a shipping unit.

DISCLAIMER

Subject to change without notice. Errors and omission excepted. Always make sure to use the most recent release.