

# PRODUCT DATASHEET

## DULUX LED D13 EM & AC MAINS V 6W 865 G24D-1

DULUX LED D EM & AC MAINS V | LED replacement for CFLni with 2-pin G24d base for CCG and AC mains operation



VALUE  
CLASS

### Areas of application

- General illumination within ambient temperatures from -20...+45 °C
- Supermarkets and department stores
- Walkways and corridors
- Hotels, restaurants

### Product benefits

- Easy installation
- Low energy consumption
- Easy relamping thanks to compact design
- Operation directly on 230 V AC mains possible

### Product features

- LED replacement for conventional compact fluorescent lamps for use in CCG luminaires or on AC mains
- Lifetime up to 30,000 h
- Rotatable base around its longitudinal axis ( $\pm 90^\circ$ )
- Single-ended two-pin plug-in G24d base
- Type of protection: IP20
- Mercury-free lamps



---

## TECHNICAL DATA

### Electrical data

Nominal wattage	6 W
Construction wattage	6.00 W
Nominal voltage	220...240 V
Operating mode	CCG, AC Mains <sup>1)</sup>
Nominal current	29 mA
Type of current	AC
Inrush current	14.4 A
Input voltage DC	186...260 V
Operating frequency	50/60 Hz
Mains frequency	50/60 Hz
Max. lamp number on MCB B10 A	41
Max. lamp number on MCB B10 A - CCG without compensation	138
Max. lamp number on MCB B10 A - CCG with compensation	10
Max. lamp number on MCB B16 A	52
Max. lamp number on MCB B16 A - CCG without compensation	221
Max. lamp number on MCB B16 A - CCG with compensation	12
Total harmonic distortion	≤ 20 %

<sup>1)</sup> Check ECG compatibility at [ledvance.com/compatibility](https://www.ledvance.com/compatibility)

### Photometrical data

Luminous flux	660 lm
Luminous efficacy	110 lm/W
Light color (designation)	Cool Daylight
Color temperature	6500 K
Color rendering index Ra	80
Light color	865
Flickering metric (Pst LM)	1.0
Stroboscope effect metric (SVM)	0.4



EPREL data spectral diagram PROF  
LEDr 6500K

Dimensions & Weight



Overall length	138.00 mm
Diameter	35.00 mm
Tube diameter	27,0 mm
Product weight	50.00 g

Temperatures & operating conditions

Ambient temperature range	-20...+45 °C <sup>1)</sup>
Maximum temperature at tc test point	73 °C

1) Temperature surrounding the lamp - for enclosed luminaires: temperature inside of the luminaire

Lifespan

Lifespan L70/B50 at 25 °C	30000 h
---------------------------	---------

Additional product data

Base (standard designation)	G24d-1
Mercury-free	Yes
Design / version	Frosted
Product remark	Available from June 2025

Certificates & Standards

Type of protection	IP20
--------------------	------

Standards	CE / EAC / UKCA
Photobiological safety group acc. to EN62778	RG0

### Country-specific categorizations

Order reference	DULUX LED D13 E
-----------------	-----------------

### LOGISTICAL DATA

Temperature range at storage	-20...+80 °C
------------------------------	--------------

### Energy labelling regulation data acc EU 2019/2015





Lighting technology used	LED
Non-directional or directional	NDLS
Mains or non-mains	MLS
Light source cap-type (or other electric interface)	G24d-1
Connected light source (CLS)	No
Color-tuneable light source	No
Envelope	No
High luminance light source	No
Anti-glare shield	No
Correlated colour temperature type	SINGLE_VALUE
Claim of equivalent power	No
Length	138.00 mm
Height	35.00 mm
Width	35.00 mm
Chromaticity coordinate x	0.3123
Chromaticity coordinate y	0.3282
R9 Colour rendering index	0.00
Beam angle correspondence	SPHERE_360
Survival factor	0.90
Displacement factor	0.90
LED light source replaces a fluorescent light source	No
EPREL ID	2206877,2324421
Model number	AC71064,AC81484







### Safety advice

- Not suitable for tandem operation.
- The operating temperature range of DULUX LED is restricted. In case of doubt regarding suitability of the application please measure Tc

- temperature on the product prior to installation.
- All electrical connections must be made by a qualified person.
  - Do not touch the lamp with bare fingers.
  - Must not be used if outer bulb is defective.
  - Lamp not suitable for emergency operation.

DOWNLOAD DATA

Documents and certificates		Document name
	User instruction / safety instructions	DULUX LED EM VALUE
	Extended installation guide	Installation instructions LED TUBE T8, T5 und DULUX LED 2024 10 EN
	Legal information	Informationstext 18 Abs 4 ElektroG
	Declarations of conformity UKCA	LEDTUBE

Photometric and lighting design files		Document name
	IES file (IES)	DULUX LED D13 EM V 6W 865 G24D-1 LEDV
	LDT file (Eulumdat)	DULUX LED D13 EM V 6W 865 G24D-1 LEDV
	UGR file (UGR table)	DULUX LED D13 EM V 6W 865 G24D-1 LEDV
	Light distribution curve type cone	DULUX LED D13 EM V 6W 865 G24D-1 LEDV
	Light distribution curve type polar	DULUX LED D13 EM V 6W 865 G24D-1 LEDV
	Spectral power distribution	EPREL data spectral diagram PROF LEDr 6500K

LOGISTICAL DATA

Product code	Packaging unit (Pieces/Unit)	Dimensions (length x width x height)	Gross weight	Volume
4099854502217	Folding box 1	37 mm x 37 mm x 151 mm	63.00 g	0.21 dm <sup>3</sup>
4099854502224	Shipping box 10	193 mm x 82 mm x 165 mm	689.00 g	2.61 dm <sup>3</sup>

The mentioned product code describes the smallest quantity unit which can be ordered. One shipping unit can contain one or more single products. When placing an order, for the quantity please enter single or multiples of a shipping unit.

**DISCLAIMER**

Subject to change without notice. Errors and omission excepted. Always make sure to use the most recent release.