

PRODUCT DATASHEET

ENDURA Classic Cube Adjustable Wall Silver

Endura Classic Cube ADJ Wall | Outdoor Endura Classic Cube with socket GU10



Areas of application

- Entrance lighting
- Patios, balconies
- Building facades

Product benefits

- High flexibility in the choice of the light source thanks to GU10 socket
- Easy and quick installation
- High-quality materials

Product features

- Die-cast aluminum housing
- Adjustable luminaire head



TECHNICAL DATA

Electrical data


Nominal voltage	220...240 V
Mains frequency	50...60 Hz
Protection class	I

Photometrical data

Flickering metric (Pst LM)	-
Stroboscope effect metric (SVM)	-

Dimensions & Weight

Length	66.00 mm
Width	93.00 mm
Height	100.00 mm
Product weight	500.00 g



ENDURA CLASSIC CUBE ADJ
WALL BK GU10

Materials & Colors

Product color	Silver
Housing color	Silver
Body material	Aluminum
Mercury content	0.0 mg

Application & Mounting

Ambient temperature range	-20...+40 °C
Type of connection	Terminal, 3-Pole (L, N, PE)
Type of protection	IP44
Protection class IK (shock resistance)	IK04
Dimmable	No
Mounting type	Surface

Application environment	Outdoor
Adjustable	Yes
With light source	No
Holder designation	GU10

Certificates & Standards

Standards	CE / UKCA
Luminaire with limited surface temperature, "D sign"	No
Ball shot safe	No

Additional product data

Product remark	Maximum bulb wattage: 35 W
Number of illuminants	1





EQUIPMENT / ACCESSORIES

- Complete mounting and connecting accessories included
- No light sources included

Safety advice

- All electrical connections must be made by a qualified person.
- Caution, risk of electric shock.
- Product in protection class I. All electrically conductive, metallic housing parts that can absorb voltage during operation or during maintenance in the event of a fault must be continuously connected to the protective earthing conductor.

DOWNLOAD DATA

Documents and certificates		Document name
	User instruction / safety instructions	ENDURA CLASSIC CUBE ADJ WALL
	Legal information	Legal insert I-Outdoor
	Declarations of conformity	ENDURA CLASSIC
	Declarations of conformity UKCA	Fixed LUM without EMC

LOGISTICAL DATA

Product code	Packaging unit (Pieces/Unit)	Dimensions (length x width x height)	Gross weight	Volume
4058075763586	Folding box 1	82 mm x 112 mm x 122 mm	566.00 g	1.12 dm ³
4058075763593	Shipping box 6	263 mm x 130 mm x 272 mm	3635.00 g	9.30 dm ³

The mentioned product code describes the smallest quantity unit which can be ordered. One shipping unit can contain one or more single products. When placing an order, for the quantity please enter single or multiples of a shipping unit.

DISCLAIMER

Subject to change without notice. Errors and omission excepted. Always make sure to use the most recent release.