

PRODUCT DATASHEET

DL IP44 FRAME DN 215 WT

DOWNLIGHT IP44 FRAME | Surface mounting frame for Downlight IP44



Areas of application

- Direct replacement for luminaires with compact fluorescent lamps
- General illumination
- Public areas
- Stairways
- Corridors
- Shops
- Bathrooms

Product benefits

- Easily installed

Product features

- Robust polycarbonate casing
- Mounting accessories included



TECHNICAL DATA

Dimensions & Weight

Diameter	215 mm
Height	48 mm
Product weight	173.00 g



DL IP44 FRAME DN 215



Materials & Colors







Product color	White
Housing color	White
Body material	Polycarbonate (PC)

Application & Mounting

Mounting type	Surface
Mounting location	Ceiling

DOWNLOAD DATA

Documents and certificates		Document name
	User instruction / safety instructions	DL IP44 FRAME DN WT
	User instruction / safety instructions	DL IP44 FRAME DN BK/WT

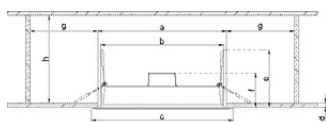
Documents and certificates		Document name
	Legal information	DL IP44 DN 115 8W 830 WT
	Legal information	DL IP44 DN WT
	Legal information	Informationstext 18 Abs 4 ElektroG
	Declarations of conformity	DL IP44 FRAME DN
	Declarations of conformity UKCA	UKCA Declaration of Conformity DOWNLIGHT IP44 DN WT
Tender texts		Document name
	Tender documents	DOWNLIGHT IP44 FRAME DN 215 WT-EN

LOGISTICAL DATA

Product code	Packaging unit (Pieces/Unit)	Dimensions (length x width x height)	Gross weight	Volume
4058075709966	Folding box 1	220 mm x 54 mm x 224 mm	247.00 g	2.66 dm ³
4058075709973	Shipping box 10	450 mm x 284 mm x 240 mm	2948.00 g	30.67 dm ³

The mentioned product code describes the smallest quantity unit which can be ordered. One shipping unit can contain one or more single products. When placing an order, for the quantity please enter single or multiples of a shipping unit.

ADDITIONAL CATALOG INFORMATION



Model	a [mm]	b [mm]	c [mm]	d [mm]	e [mm]	f [mm]	g [mm]	h [mm]
DL IP44 DN115	Ø 75	Ø 58	Ø 90	5-25	65	40	>100	>150
DL IP44 DN116	Ø 100	Ø 83	Ø 115	5-25	65	40	>100	>150
DL IP44 DN116	Ø 100	Ø 100	Ø 115	5-25	65	40	>100	>150
DL IP44 DN190	Ø 114	Ø 100	Ø 190	5-25	65	40	>100	>150
DL IP44 DN215	Ø 200	Ø 154	Ø 215	9-33	68	40	>160	>220

DISCLAIMER

Subject to change without notice. Errors and omission excepted. Always make sure to use the most recent release.