

PRODUCT DATASHEET

Downlight Slim 225mm 22W 4000K

LED SPOT AND DOWNLIGHT RECESS SLIM | Recess slim downlight with integrated driver



Areas of application

- Indoor applications
- Corridors, entrance areas, stairwells, living rooms, basements
- Bedrooms
- Kitchens

Product benefits

- Very slim design
- Ideal when few space in the ceiling

Product features

- Integrated driver
- Housing material: plastic



TECHNICAL DATA

Electrical data

Nominal wattage	22.00 W
Nominal voltage	220...240 V
Nominal current	150.000 mA
Inrush current	< 20 A
Inrush current time T _{h50}	1500 µs
Power factor λ	> 0.70
Total harmonic distortion	< 20 %
Protection class	II
Operating mode	Integrated LED driver

Photometrical data

Luminous flux	2000 lm
Total luminous flux of contained light sources	2400 lm
Luminous efficacy	90 lm/W
Color temperature	4000 K
Light color (designation)	Cool White
Color rendering index Ra	≥80
Standard deviation of color matching	< 6 sdcm
Photobiological safety group acc. to EN62778	RG0
Photobiological safety group acc. to EN62471	RG0
Beam angle	110 °

Dimensions & Weight

Diameter	225.00 mm
Height	25.00 mm
Product weight	254.00 g

DOWNLIGHT SLIM 225MM

Materials & Colors

Product color	White
---------------	-------

Housing color	White
Body material	Polypropylene (PP) polyamid
Glow Wire Test according to IEC 60695-2-12	650 °C
Mercury content	0.0 mg

Application & Mounting

Ambient temperature range	-20...+40 °C
Temperature range at storage	-20...+70 °C
Type of connection	Screw terminal
Type of protection	IP20
Dimmable	No
Mounting type	Recessed
Mounting location	Ceiling
Application environment	Indoor
Mounting diameter	200 mm
Mounting depth	35,0 mm
With light source	Yes

Lifespan

Lifespan L70/B50 at 25 °C	25000 h ¹⁾
Number of switching cycles	15000

¹⁾ t[h]: L70 / B50 @ 25 °C (Ta), t[h]: L80 / B10 @ 25 °C (Ta), t[h]: L90 / B10 @ 25 °C (Ta)

Certificates & Standards

Standards	CE / EAC / UKCA
Luminaire with limited surface temperature, "D sign"	No
Replaceable light source (EPREL)	Not replaceable




EQUIPMENT / ACCESSORIES

- Complete mounting and connecting accessories included

Safety advice

- All electrical connections must be made by a qualified person.
- Caution, risk of electric shock.
- The luminaires are not suitable for covering with thermally insulated material.
- Check wall-ceiling for suitability. If uncertain, seek professional advice.

DOWNLOAD DATA

Documents and certificates		Document name
	User instruction / safety instructions	DOWNLIGHT SLIM
	Declarations of conformity	DL SLIM 225M / 85MM
	Declarations of conformity UKCA	DL and SP LUM

LOGISTICAL DATA

Product code	Packaging unit (Pieces/Unit)	Dimensions (length x width x height)	Gross weight	Volume
4058075573154	Folding box 1	42 mm x 234 mm x 237 mm	278.00 g	2.33 dm ³
4099854081859	Bundle 3	234 mm x 126 mm x 237 mm	838.00 g	6.99 dm ³
4099854081866	Shipping box 12	482 mm x 268 mm x 260 mm	5330.00 g	33.59 dm ³

The mentioned product code describes the smallest quantity unit which can be ordered. One shipping unit can contain one or more single products. When placing an order, for the quantity please enter single or multiples of a shipping unit.

DISCLAIMER

Subject to change without notice. Errors and omission excepted. Always make sure to use the most recent release.