

# PRODUCT DATASHEET

## Downlight Slim 85mm 4.5W 3000K

LED SPOT AND DOWNLIGHT RECESS SLIM | Recess slim downlight with integrated driver



### Areas of application

- Indoor applications
- Corridors, entrance areas, stairwells, living rooms, basements
- Bedrooms
- Kitchens

### Product benefits

- Very slim design
- Ideal when few space in the ceiling

### Product features

- Integrated driver
- Housing material: plastic



TECHNICAL DATA

Electrical data

Nominal wattage	4.50 W
Nominal voltage	220...240 V
Mains frequency	50...60 Hz
Nominal current	60.000 mA
Inrush current	< 20 A
Inrush current time T <sub>h50</sub>	1500 µs
Power factor λ	> 0.4
Total harmonic distortion	< 20 %
Protection class	II
Operating mode	Integrated LED driver

Photometrical data

Luminous flux	240 lm
Total luminous flux of contained light sources	480 lm
Luminous efficacy	56 lm/W
Color temperature	3000 K
Light color (designation)	Warm White
Color rendering index Ra	≥80
Standard deviation of color matching	< 6 sdcm
Photobiological safety group acc. to EN62778	RG0
Photobiological safety group acc. to EN62471	RG0
Beam angle	110 °

Dimensions & Weight

Diameter	85.00 mm
Height	23.00 mm
Product weight	60.00 g

DOWNLIGHT SLIM 85MM

Materials & Colors

Product color	White
Housing color	White
Body material	Polypropylene (PP) polyamid
Glow Wire Test according to IEC 60695-2-12	650 °C
Mercury content	0.0 mg

### Application & Mounting

Ambient temperature range	-20...+40 °C
Temperature range at storage	-20...+70 °C
Type of connection	Screw terminal
Type of protection	IP20
Dimmable	No
Mounting type	Recessed
Mounting location	Ceiling
Application environment	Indoor
Mounting diameter	72,0 mm
Mounting depth	35,0 mm
With light source	Yes

### Lifespan

Lifespan L70/B50 at 25 °C	25000 h <sup>1)</sup>
Number of switching cycles	15000

<sup>1)</sup> t[h]: L70 / B50 @ 25 °C (Ta), t[h]: L80 / B10 @ 25 °C (Ta), t[h]: L90 / B10 @ 25 °C (Ta)

### Certificates & Standards

Standards	CE / EAC / UKCA
Luminaire with limited surface temperature, "D sign"	No
Replaceable light source (EPREL)	Not replaceable

### EQUIPMENT / ACCESSORIES




- Complete mounting and connecting accessories included

### Safety advice

- All electrical connections must be made by a qualified person.
- Caution, risk of electric shock.
- The luminaires are not suitable for covering with thermally insulated material.

– Check wall-ceiling for suitability. If uncertain, seek professional advice.

## DOWNLOAD DATA

Documents and certificates		Document name
	User instruction / safety instructions	DOWNLIGHT SLIM
	Declarations of conformity	DL SLIM 225M / 85MM
	Declarations of conformity UKCA	DL and SP LUM

## LOGISTICAL DATA

Product code	Packaging unit (Pieces/Unit)	Dimensions (length x width x height)	Gross weight	Volume
4058075573055	Folding box 1	97 mm x 97 mm x 57 mm	83.00 g	0.54 dm <sup>3</sup>
4058075573062	Shipping box 6	202 mm x 104 mm x 186 mm	698.00 g	3.91 dm <sup>3</sup>
4058075642980	Shipping box 36	422 mm x 335 mm x 209 mm	4621.00 g	29.55 dm <sup>3</sup>

The mentioned product code describes the smallest quantity unit which can be ordered. One shipping unit can contain one or more single products. When placing an order, for the quantity please enter single or multiples of a shipping unit.

## DISCLAIMER

Subject to change without notice. Errors and omission excepted. Always make sure to use the most recent release.